




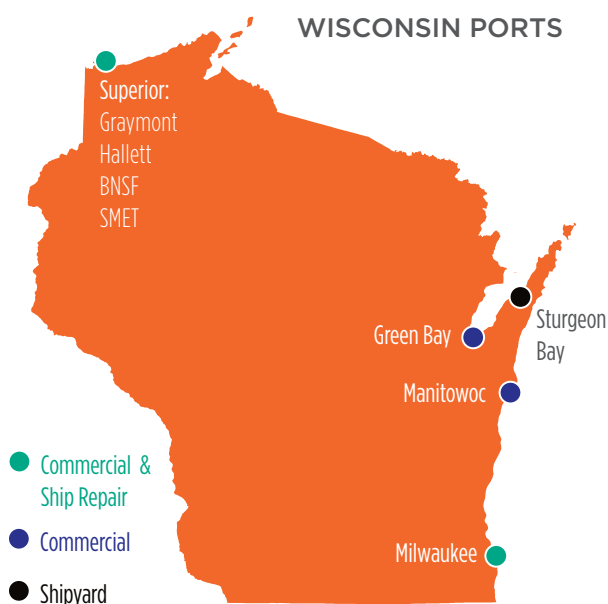
WISCONSIN STATE IMPACT OVERVIEW

As the largest privately held U.S.-Flag fleet on the Great Lakes, The Interlake Steamship Company has been carrying bulk cargoes that have been fueling the region's economy since its founding in 1913. A family-owned and -operated business in its second generation, Interlake is propelled by a long-term vision to make its fleet of nine vessels the most efficient and environmentally responsible in the shipping industry. Led by President Mark Barker, the company has invested more than \$100 million in the last decade to modernize and improve its ships to safely and reliably transport 20 million tons of raw materials annually, including – iron ore and fluxstone for the steel industry, aggregate for the construction industry and coal for power generation. Interlake employs more than 400 men and women who live and work in the region and the cargoes they deliver help generate and sustain more than 103,000 jobs in the eight Great Lakes states.

Since 2010, Interlake has spent more than **\$100 million** at Wisconsin's two largest shipyards -- Fraser Shipyards in Superior and Fincantieri Bay Shipbuilding in Sturgeon Bay.

Since 2010, Interlake has paid a total of **\$12,426,674** in wages to residents of the state of Wisconsin.

Annually that's **\$2,017,112** to **30** dedicated merchant marines and their families for an average income of **\$69,037**.



TOTAL TONNAGE

Interlake has moved 43 million tons of coal, iron ore and stone cargoes through Wisconsin ports since 2010.




THE EFFICIENCY OF GREAT LAKES SHIPPING

Units Needed to Carry 70,000 Tons of Cargo.



1 1000 ft. Laker: carrying capacity 70,000 tons.

700 Train Cars: carrying capacity 100 tons each.




2800 Trucks: carrying capacity 25 tons each.



Empire State Building
1250 ft.

M/V Paul Tregurtha
1013.5 ft.



A Great Lakes freighter sails **607** miles on **1** gallon of fuel per **ton** of cargo carried.

GREAT LAKES SHIPPING IS INTEGRAL TO THE U.S. AND CANADIAN ECONOMIES. IT CREATES:

227,000 jobs

\$33.5 billion in business revenue











\$14.1 billion in annual personal income

\$6.4 billion in local purchases

\$4.6 billion in tax revenue

\$3.6 billion in transportation rate savings

The Interlake Steamship Company Fleet

	Overall Length	Carrying Capacity in Gross Tons
 M/V Paul R. Tregurtha	1013' 6"	68,000
 M/V James R. Barker	1004'	63,300
 M/V Mesabi Miner	1004'	63,300
 M/V Lee A. Tregurtha	826'	29,300
 M/V Honorable James L. Oberstar	806'	31,000
 M/V Kaye E. Barker	767'	25,900
 M/V Herbert C. Jackson	690'	24,800
 Tug/Barge - Dorothy Ann/Pathfinder	700' 2"	26,700
LONG-TERM LAYUP  S.S. John Sherwin	806'	31,500
INTERLAKE LEASING III  M/V Stewart J. Cort	1000'	58,000